

Hospital Bed Cover for Patient Transport

Created by: Chris Barkalow & Tyler Jensen

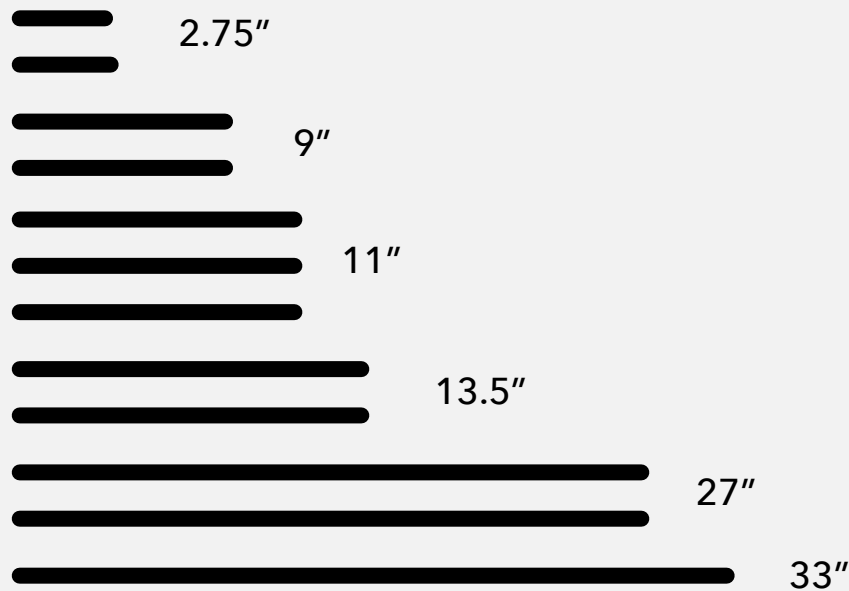
VERSION 1 || 4/27/2020



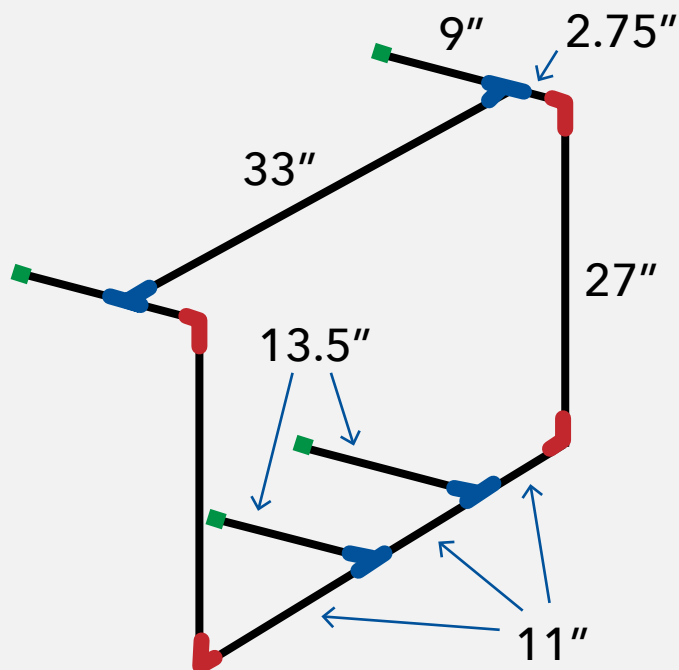
Materials Needed

- 1/2" PVC - at least 172"
- Double-Sided Tape - 3/4" Wide
- Clear Vinyl Sheet - 60" x 36"
4 mil thickness
- Painter's Plastic
- PVC Cement
- 1/2" PVC Elbow (4)
- 1/2" PVC Tee (4)
- 1/2" PVC Cap (4)
- Double-Sided Tape - 2" Wide
- 3D Printed Clips (6)

1. Cut 12 total pieces of the 1/2" PVC to length. You will need (1) 33" piece, (2) 9" pieces, (2) 2.75" pieces, (2) 27" pieces, (2) 13.5" pieces, and (3) 11" pieces.



2. Using the PVC sections cut in Step 1, the 4 PVC elbows, 4 PVC Tees, and 4 PVC caps, connect the PVC according to the following diagram.

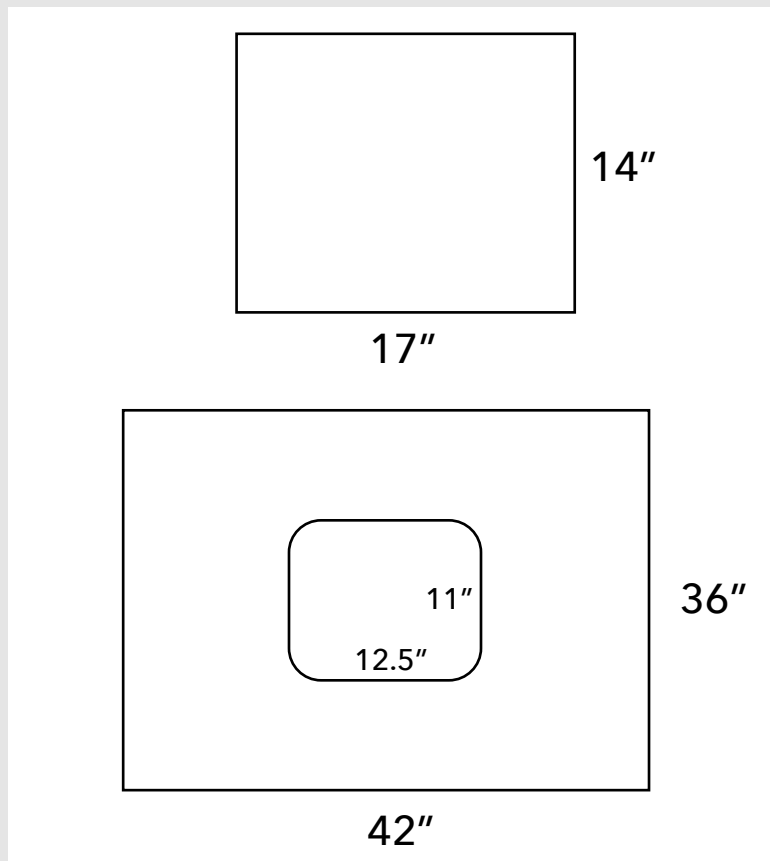


 Elbow
  Tee
  Cap

3. Use the PVC cement to secure the PVC sections into the connectors (elbows, tees, and caps). Follow instructions on the PVC cement packaging for proper use.



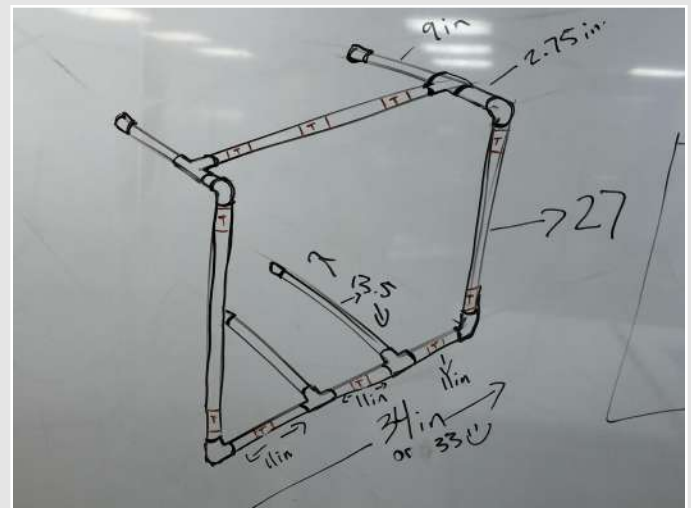
4. Cut two pieces of clear vinyl sheeting. One is a simple 17" x 14" rectangle. The other piece should be a 42" x 36" piece with a 11" x 12.5" rectangular window in the center.



5. Attach the 42" x 36" vinyl piece to the PVC by sealing it around the vertical 27" sections. Lay the vertical PVC section on top of the vinyl and fold ~2-3" of the vinyl over the PVC, creating a pocket for the PVC to sit in. Use an impulse sealer (or another heat source like an iron) to seal the vinyl around the PVC.



6. Pull away the plastic so that you can place a piece of 2" wide double-sided tape in the locations shown in the drawing below (denoted by a T).



- Put a piece of 3/4" wide double-sided tape above and below the 12.5" x 11" window on the front vinyl piece (marked by the blue lines below). DO NOT place tape on the left or right sides. Place the 14" x 17" piece of vinyl over the window, sealing it on the tape.



- Place the painter's plastic around the outer frame. Hold it into place around the frame using the 3D printed clips.



9. Position the frame on the hospital bed so that the 2 bottom 13.5" arms are secured under the patient head rest so that the plastic covers the bed.

